

DL POTRAIT FOILED Greetings Card

198mm x 210mm flat size
204mm x 216mm flat size with bleed
99mm x 210mm folded finished size
99mm fold/crease

FORMAT REQUIREMENTS:

DO NOT edit the page orientation of the template as this will negatively impact how the front and back artwork aligns.

Please, always supply a four page PDF running in the following order:

Page 01 - Outer Spread (Front and Back Pages)
Page 02 - Inner Spread (Inside of Back and Front Pages)
Page 03 - Foil Artwork for the Outer Spread (Front and Back Pages)
Page 04 - This is Blank as we cannot foil the inner pages but we still require this blank page


Please note: Foil application has registration tolerances of approximately ± 3 mm. It is not therefore recommended that small text (10pt minimum) or thin lines (2pt minimum) are foiled as a perfect register cannot be guaranteed. The foiling should not be represented on page 1. Slight misalignment of the foil could result in lines or 'shadows' of this foil representation being visible on your final product.

On the foiled page there is a 3mm non printable area all around as we cannot foil right up to the trim line - Please see the foiled page for more details.

Include 3mm bleed on all sides

- Supply as a CMYK PDF, preferably in PDF/x1a format
- Outline or embed fonts
- 300dpi resolution
- We require that any foil is at least 3mm from the trim edge to achieve the best results.
- Vector graphics is required for the foiling page, we cannot accept bitmaps for the foiling page.
- The minimum font size is 10pt and line weights should be at least 2pt.
- Serif fonts are advised against as the serifs may contain elements that are not 2pt in thickness.

Back Cover

 **BLEED AREA:**
This area will be removed.
Extend any colour or images intended to go over the page edge 3mm bleed area.

 **TRIM LINE:**
Finished print size.

 **SAFE AREA/QUIET MARGIN:**
All text/images/colours not intended to go over the page edge should be kept within this safe zone.

Front Cover

Inside Front Cover

“Greeting Message Here”
(suggested placement)

Inside Back Cover

FOILED Outer Spread (Front and Back Pages)


FORMAT REQUIRMENTS:

DO NOT edit the page orientation of the template as this will negatively impact how the front and back artwork aligns.


Please note: Foil application has registration tolerances of approximately ± 3 mm. It is not therefore recommended that small text (10pt minimum) or thin lines (2pt minimum) are foiled as a perfect register cannot be guaranteed. The foiling should not be represented on page 1. Slight misalignment of the foil could result in lines or 'shadows' of this foil representation being visible on your final product.

On the foiled page there is a 3mm non printable area all around as we cannot foil right up to the trim line.

- Supply as a CMYK PDF, preferably in PDF/x1a format
- Outline or embed fonts
- 300dpi resolution
- We require that any foil is at least 3mm from the trim edge to achieve the best results.
- Vector graphics is required for the foiling page, we cannot accept bitmaps for the foiling page.
- The minimum font size is 10pt and line weights should be at least 2pt.
- Serif fonts are advised against as the serifs may contain elements that are not 2pt in thickness.

 **BLEED AREA:**
This area will be removed.
Extend any colour or images intended to go over the page edge 3mm bleed area.

 **TRIM LINE:**
Finished print size.

 **SAFE AREA/QUIET MARGIN:**
All text/images/colours not intended to go over the page edge should be kept within this safe zone.

Back Cover FOILED

Front Cover FOILED

**PLEASE LEAVE
THIS PAGE BLANK**

Inside Front Cover

**PLEASE LEAVE
THIS PAGE BLANK**

Inside Back Cover